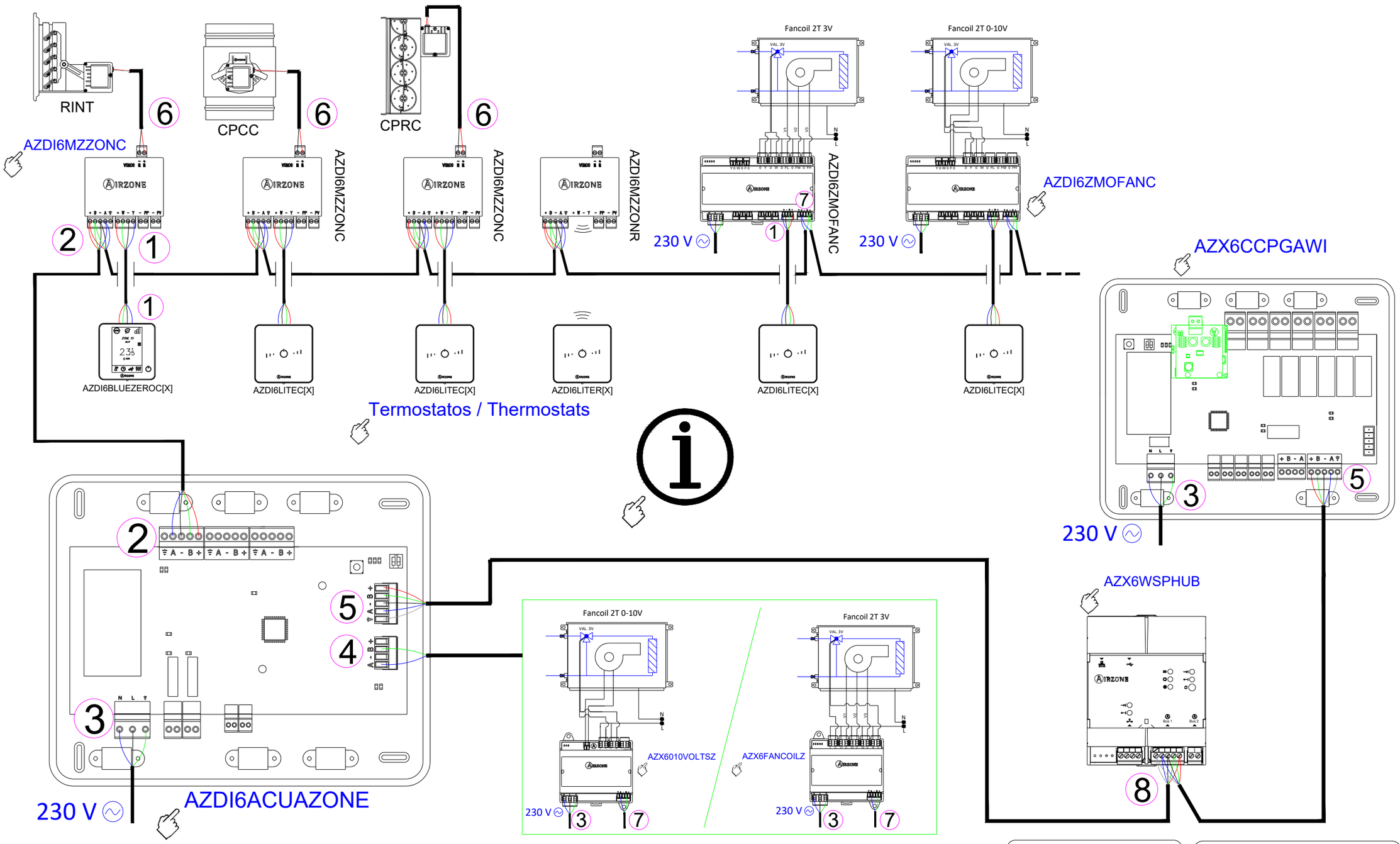

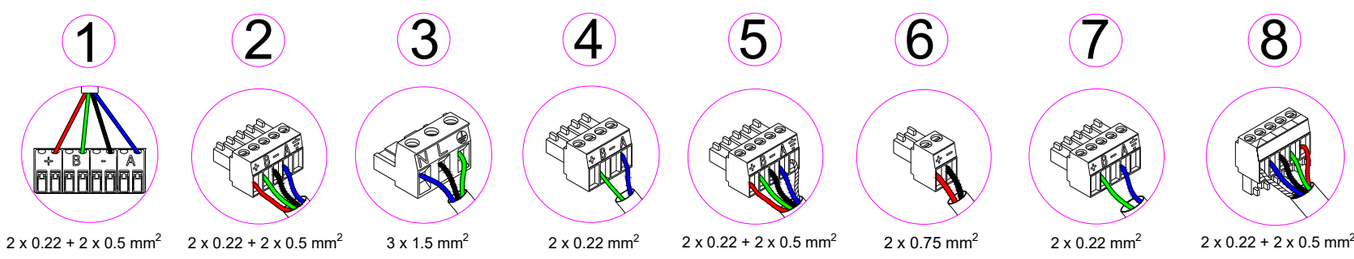

A	Azul I Blue I Azul I Bleu I Blu
–	Negro I Black I Negro I Noir I Nero
B	Verde I Green I Verde I Vert I Verde
+	Rojo I Red I Vermelho I Rouge I Rosso

N	Neutro I Neutral I Neutro I Neutre I Neutro
L	Fase I Phase I Fase I Phase I Fase
⏚	Tierra I Ground I Terra I Terre I Terra

AIRZONE

PLAN	DETAIL DIAGRAM	PLAN 1/2

DATE : 2021

EQUIPO DE AEROTERMIA CON FANCOIL ZONIFICADO Y FANCOIL INDIVIDUAL HASTA 32 ZONAS

ES

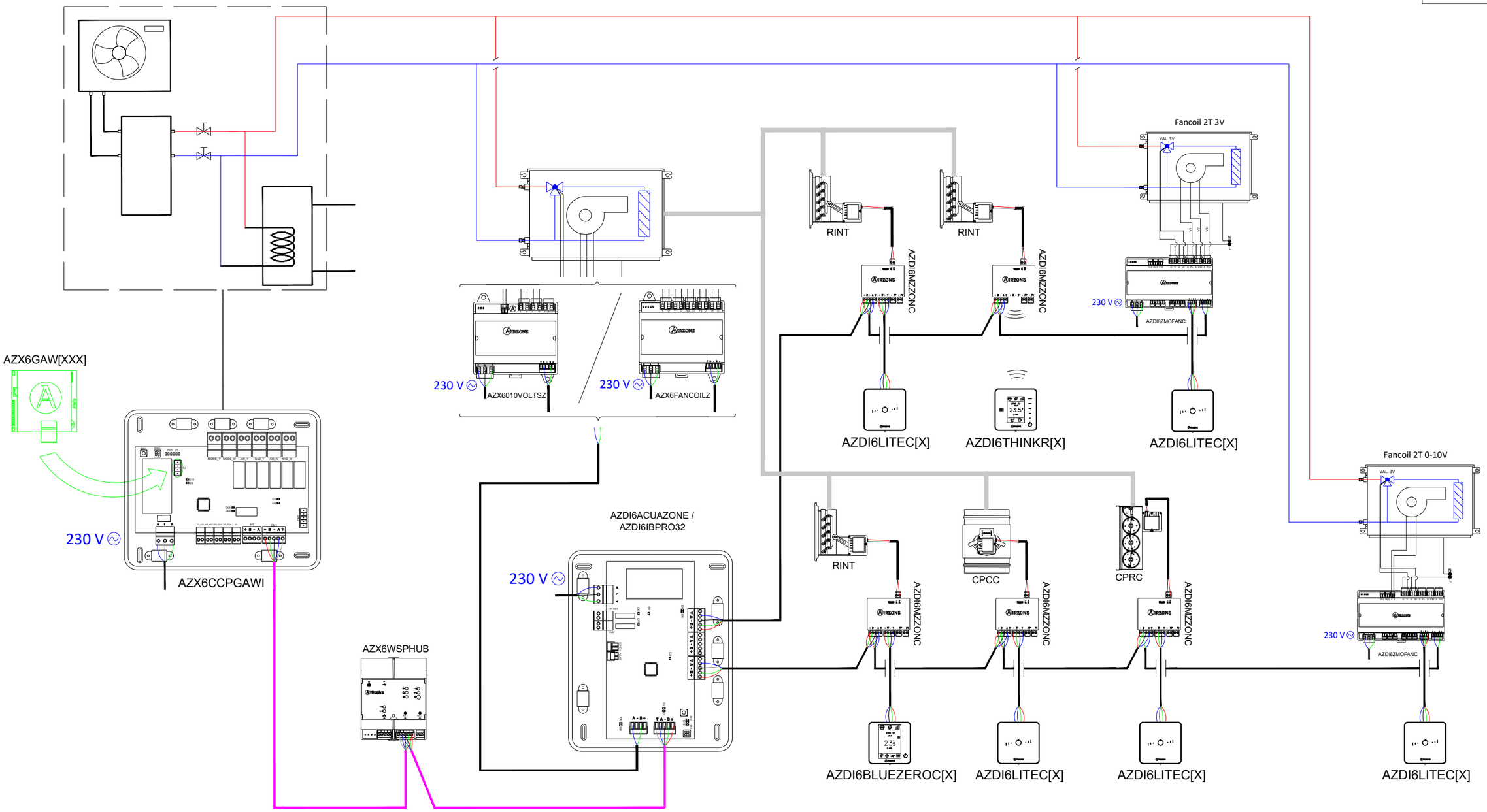

AZDI6ACUAZONE	CENTRAL DE SISTEMA AIRZONE ACUAZONE
AZDI6BLUEZEROC[X]	TERMOSTATO BLUEFACE ZERO [COLOR] AIRZONE
AZDI6THINK[R][X]	TERMOSTATO [RADIO] THINK [COLOR] AIRZONE
AZDI6LITE[C/R][X]	TERMOSTATO [CABLE/RADIO] LITE [COLOR] AIRZONE
AZX6FANCOILZ	PASARELA DE CONTROL AIRZONE-FANCOIL 3 VELOCIDADES
AZDI6MZZON[C/R]	MÓDULO DE ZONA MOTOR [CABLE/RADIO] AIRZONE
AZDI6ZMOFANC	MÓDULO ZONA CABLE AIRZONE UNIDAD FANCOIL INDIVIDUAL
AZX6CCPGAWI	CENTRAL DE CONTROL DE PRODUCCIÓN HIDRÓNICA AIRZONE
AZX6WSPHUB	WEBSERVER HUB AIRZONE CLOUD DUAL

AIRZONE

PLANO	ESQUEMA DE INSTALACIÓN	PLANO 2/2

REALIZADOR : DEPARTAMENTO DE PROYECTOS ALTRA CORPORACIÓN

FECHA : 2021

TÍTULO : EQUIPO DE AEROTERMIA CON FANCOIL ZONIFICADO Y FANCOIL INDIVIDUAL HASTA 8 ZONAS

CONTACTO: gabinete.tecnico@airzone.es Teléfono: 900 400 445 www.airzonecontrol.com

UNIDADE DE AEROTERMIA COM FANCOIL ZONIFICADO E FANCOIL INDIVIDUAL ATÉ 32 ZONAS

PT

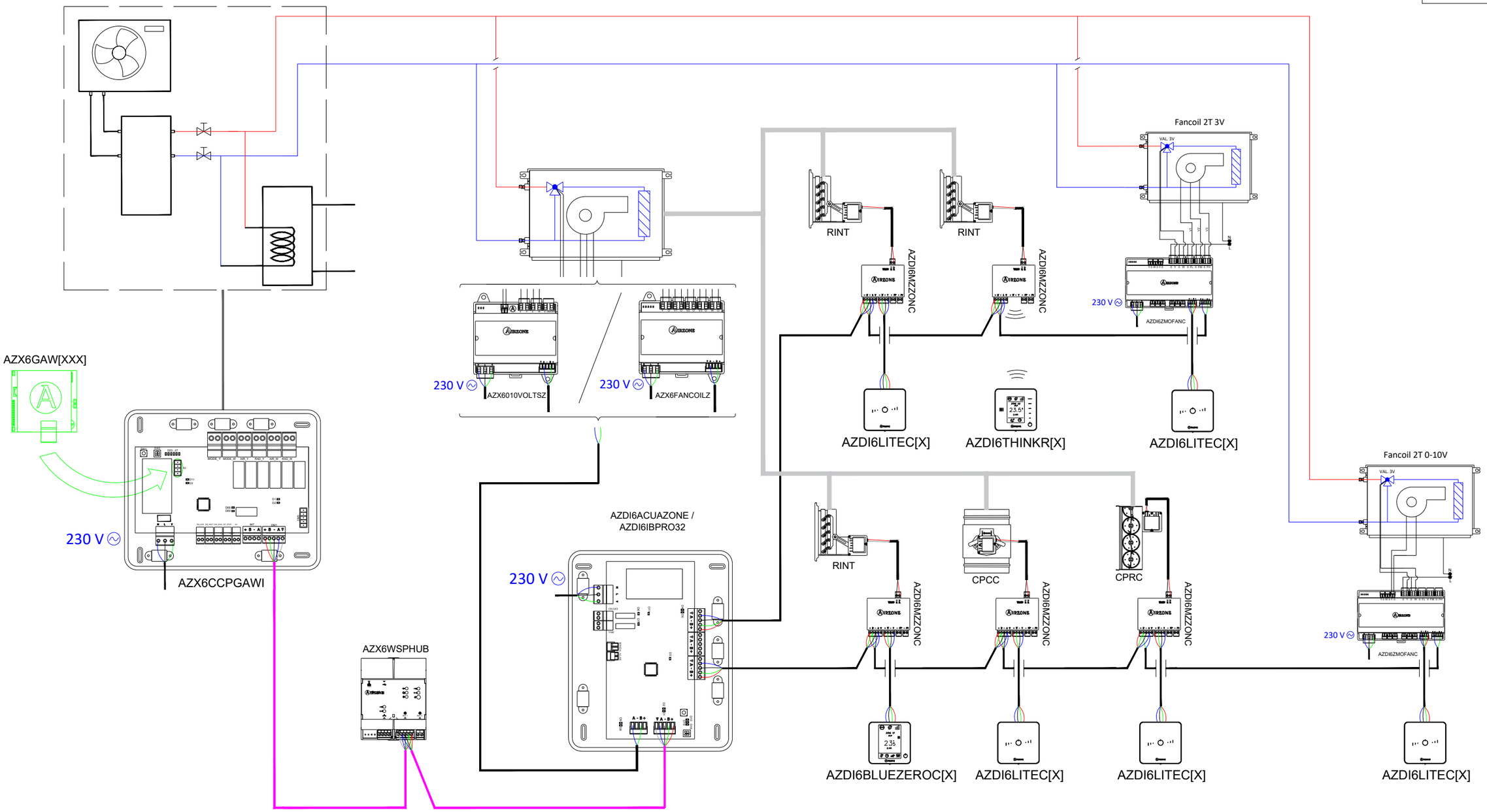

AZDI6ACUAZONE	CENTRAL DO SISTEMA AIRZONE ACUAZONE
AZDI6BLUEZEROC[X]	TERMOSTATO BLUEFACE ZERO [COR] AIRZONE
AZDI6THINK[R][X]	TERMOSTATO [RADIO] THINK [COR] AIRZONE
AZDI6LITE[C/R][X]	TERMOSTATO [CABO/RADIO] LITE [COR] AIRZONE
AZDI6MZZON[C/R]	MÓDULO DE ZONA MOTOR [CABO/RADIO] AIRZONE
AZX6CCPGAWI	CENTRAL DE CONTROLO DE PRODUÇÃO HIDRÓNICA AIRZONE
AZX6WSPHUB	WEBSERVER HUB AIRZONE CLOUD DUAL
AZX6FANCOILZ	GATEWAY DE CONTROLO AIRZONE-FANCOIL 3 VELOCIDADES
AZDI6ZMOFANC	MÓDULO ZONA CABO AIRZONE UD. FANCOIL INDIVIDUAL

AIRZONE

PLANO ESQUEMA DE INSTALAÇÃO	PLANO 2/2

AUTOR : DEPARTAMENTO DE PROJETOS ALTRA CORPORACIÓN

DATA : 2021

TÍTULO : UNIDADE DE AEROTERMIA COM FANCOIL ZONIFICADO E FANCOIL INDIVIDUAL ATÉ 32 ZONAS

CONTATO: info@airzone.pt Teléfone: 800 500 858 www.airzone.pt

AIR-WATER HEAT PUMP WITH ZONED AND INDIVIDUAL FAN COIL-UP TO 32 ZONES

EN

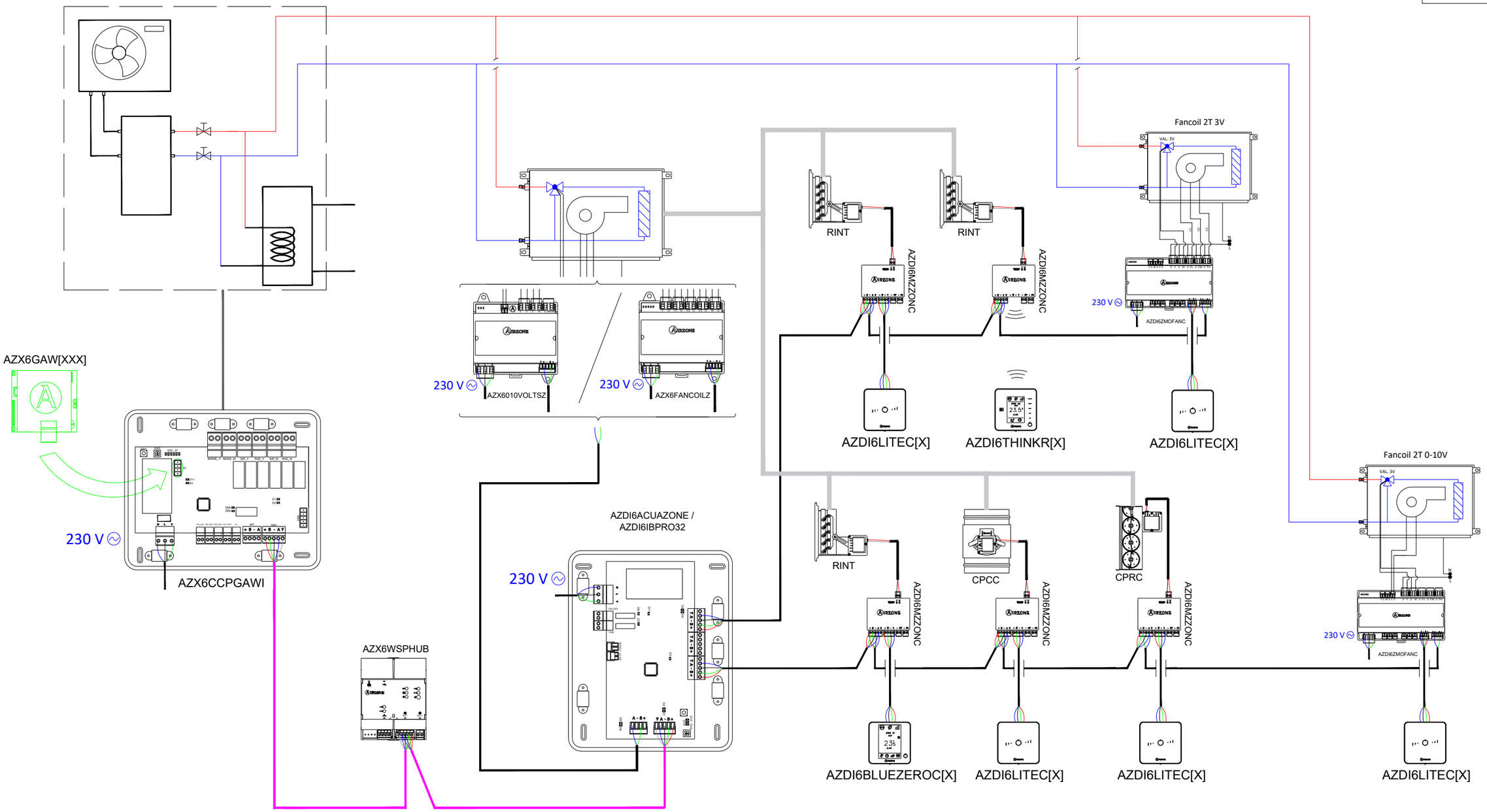

AZDI6ACUAZONE	AIRZONE ACUAZONE MAIN CONTROL BOARD
AZDI6BLUEZEROC[X]	AIRZONE BLUEFACEZERO [COLOUR] THERMOSTAT
AZDI6THINK[R][X]	AIRZONE THINK [COLOUR] THERMOSTAT [WIRELESS]
AZDI6LITE[C/R][X]	AIRZONE LITE [COLOUR] THERMOSTAT [WIRED/WIRELESS]
AZDI6MZZON[C/R]	AIRZONE ACTUATOR ZONE MODULE [WIRED/WIRELESS]
AZX6CCPGAWI	AIRZONE HYDRONIC PRODUCTION CONTROL BOARD
AZX6WSPHUB	WEBSERVER HUB AIRZONE CLOUD DUAL
AZX6FANCOILZ	AIRZONE CONTROL GATEWAY-3 SPEEDS FAN COIL
AZDI6ZMOFANC	AIRZONE FAN COIL INDIVIDUAL UNIT ZONE MODULE WIRED

AIRZONE

PLAN WIRING DIAGRAM	PLAN 2/2

DEVELOPER : PROJECT DEPARTMENT AIRZONE

DATE : 2021

FILE : AIR-WATER HEAT PUMP WITH ZONED AND INDIVIDUAL FAN COIL-UP TO 32 ZONES

CONTACT: projects@airzonecontrol.com Teléfono: 900 400 445 www.airzonecontrol.com

VENTILO-CONVECTEUR AVEC RÉGULATION MULTIZONE ET VENTILO-CONVECTEURS INDIVIDUELS JUSQU'À 32 ZONES (INNOBUS PRO 32)

FR

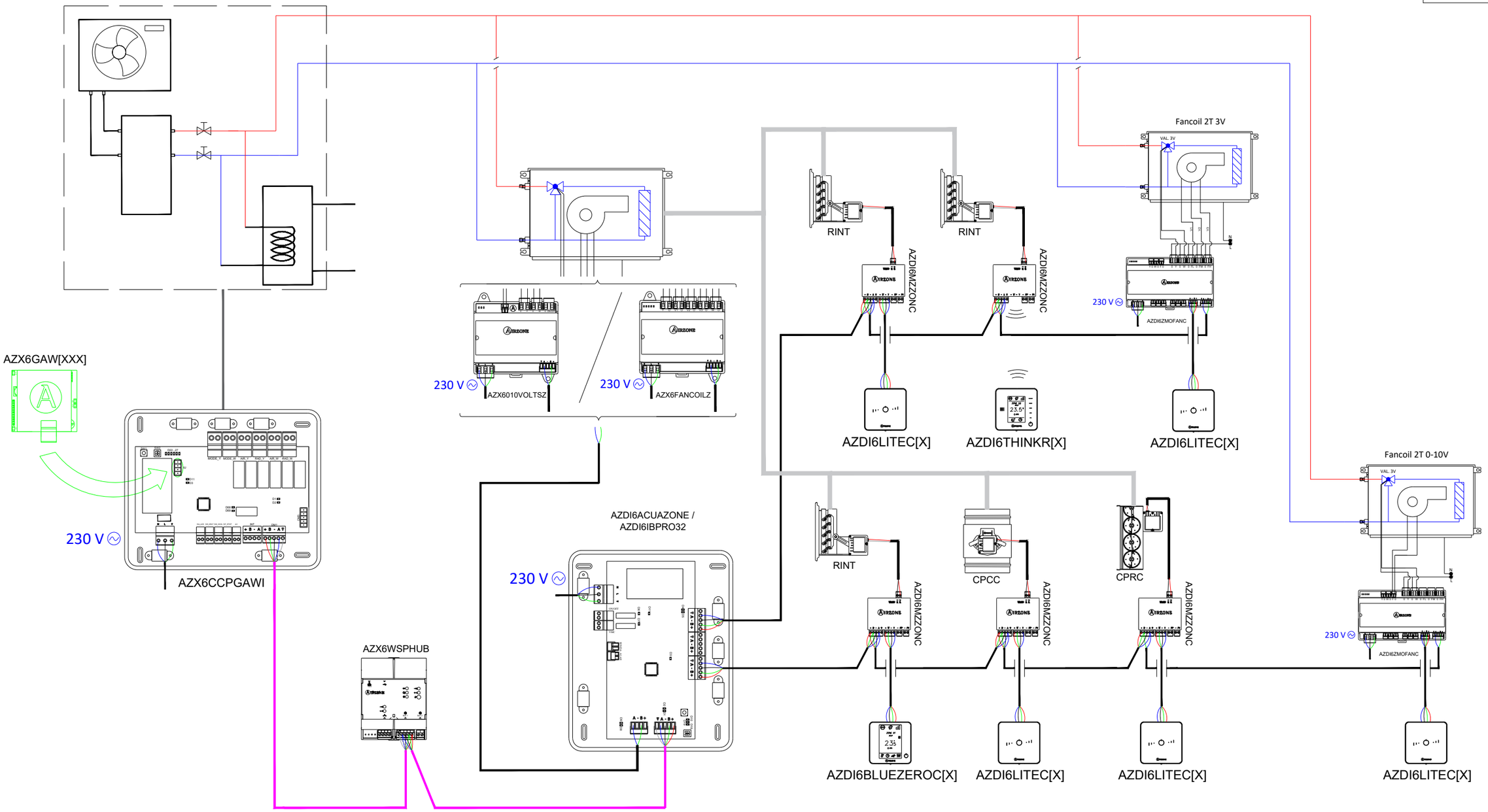

AZDI6IBPRO32	PLATINE CENTRALE AIRZONE DU SYSTÈME INNOBUS PRO32
AZDI6BLUEZEROC[X]	THERMOSTAT [COLEUR] AIRZONE BLUEFACE ZERO
AZDI6THINK[R][X]	THERMOSTAT [COLEUR] AIRZONE THINK [RADIO]
AZDI6LITE[C/R][X]	THERMOSTAT [COLEUR] AIRZONE LITE [FILAIRE/RADIO]
AZDI6MZZON[C/R]	MODULE LOCAL AIRZONE [FILAIRE/RADIO]
AZX6CCPGAWI	CENTRALE DE CONTRÔLE DE PRODUCTION HYDRAULIQUE AIRZONE
AZX6WSPHUB	WEBSERVER HUB AIRZONE CLOUD DUAL
AZX6FANCOILZ	PASSERELLE DE CONTRÔLE AIRZONE VENTILO-CONVECTEUR 3 VITESSES
AZDI6ZMOFANC	MODULE LOCALE FILAIRE AIRZONE VENTILO-CONVECTEUR INDIVIDUEL

AIRZONE

PLAN	SCHÉMA D'INSTALLATION	PLAN 2/2

DESSINATEUR : DÉPARTEMENT PROJETS AIRZONE

DATE : 2021

TITRE : VENTILO-CONVECTEUR AVEC RÉGULATION MULTIZONE ET VENTILO-CONVECTEURS INDIVIDUELS JUSQU'À 32 ZONES

CONTACT: projets@airzonefrance.fr Téléphone: 01 82 88 51 49 www.airzonecontrol.com

IMPIANTO AD ACQUA CON FANCOIL CANALIZZATO + SINGOLI FANCOIL FINO A 32 ZONE

IT

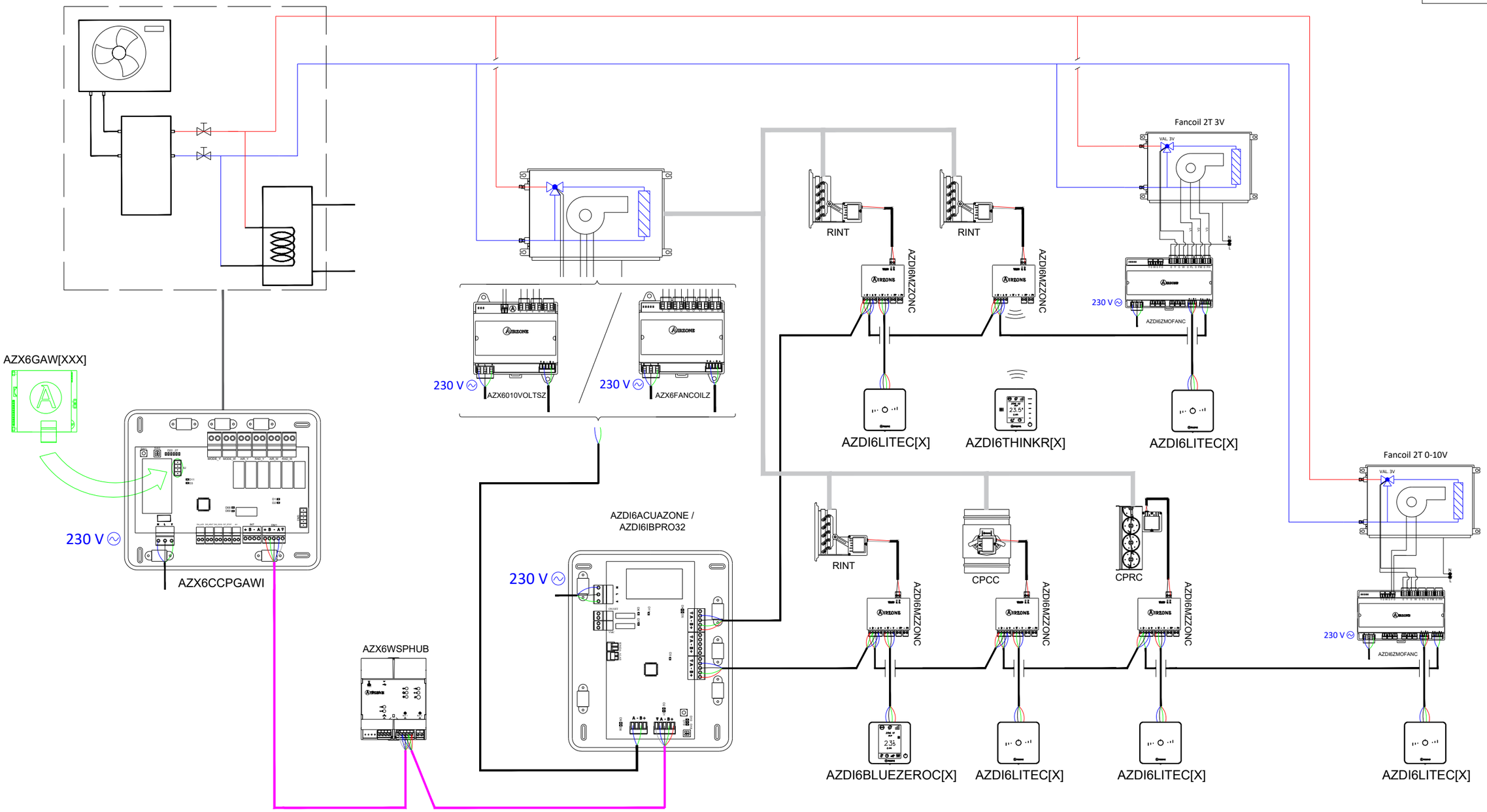

AZDI6ACUAZONE	SCHEDA CENTRALE AIRZONE ACUAZONE
AZDI6BLUEZEROC[X]	TERMOSTATO [COLORE] AIRZONE BLUEFACE ZERO
AZDI6THINK[R][X]	TERMOSTATO [RADIO] THINK [COLORE] AIRZONE
AZDI6LITE[C/R][X]	TERMOSTATO [CAVO/RADIO] LITE [COLORE] AIRZONE
AZDI6MZZON[C/R]	MODULI DI ZONA AIRZONE MOTORIZZAZIONE [CAVO/RADIO]
AZX6CCPGAWI	CENTRALE DI CONTROLLO DI PRODUZIONE IDRONICA AIRZONE
AZX6WSPHUB	WEBSERVER HUB AIRZONE CLOUD DUAL
AZX6FANCOILZ	INTERFACCIA DI CONTROLLO FANCOIL 3 VELOCITÀ AIRZONE
AZDI6ZMOFANC	MODULO DI ZONA AIRZONE U.I. SINGOLA FANCOIL INDIVIDUALE A CAVO

AIRZONE

PIANO	SCHEMA D'INSTALLAZIONE	PIANO 2/2

DISEGNATO DA : UFFICIO PROGETTI ALTRA CORPORACIÓN

DATA : 2021

TITOLO : IMPIANTO AD ACQUA CON FANCOIL CANALIZZATO + SINGOLI FANCOIL FINO A 32 ZONE

CONTATTO: progetti@airzoneitalia.it Telefono: 02568 14756 www.airzoneitalia.it